

Sample Pages from



Created *by* Teachers *for* Teachers and Students

Thanks for checking us out. Please call us at **800-858-7339** with questions or feedback or to order this product. You can also order this product online at **[www.tcmpub.com](http://www.tcmpub.com)**.

For correlations to state standards, please visit  
**[www.tcmpub.com/administrators/correlations](http://www.tcmpub.com/administrators/correlations)**

## **Take-Home Backpack— Grades 1–2**

**This sample includes the following:**

### **Kids Learn Activity Book**

- Table of Contents (1 page)
- Introduction pages (3 pages)
- Student pages (3 pages)

### **Nonfiction Book Sample**

### **Family Engagement Guide Sample**

To Create a World <sup>in</sup> which  
**Children** Love to Learn!

800-858-7339 • [www.tcmpub.com](http://www.tcmpub.com)

# Table of Contents

## Introduction

Welcome Letter .....	4
Helpful Family Resources .....	5

## Weekly Activities

Week 1 Activities .....	13
Week 2 Activities .....	23
Week 3 Activities .....	33
Week 4 Activities .....	43
Week 5 Activities .....	53
Week 6 Activities .....	63
Week 7 Activities .....	73
Week 8 Activities .....	83
Week 9 Activities .....	93

## Appendices

Appendix A: Activity Cards .....	103
Appendix B: Extra Activities .....	113
Appendix C: Answer Key .....	128
Appendix D: My Journal .....	136



# Welcome Letter

Dear Family,

*Kids Learn! Getting Ready for 2nd Grade* was designed to help your child solidify the concepts learned in first grade and prepare for the year ahead. The engaging activities are based on today's standards and provide practice with essential reading, writing, and math skills for the upcoming grade level. This book will help your child GET READY for second grade! Keep these tips in mind as you work with your child:

- ◆ Have your child complete one or two pages each time they work, rather than an entire week's worth of activities at one time.
- ◆ Keep all practice sessions with your child positive and constructive. If your child gets frustrated, set the book aside and find another time to practice.
- ◆ Help your child with instructions, if necessary. If your child is having difficulty understanding what to do, work through some of the problems together.
- ◆ Encourage your child to creatively share their thoughts and feelings on the My Journal pages.

Enjoy spending time with your child. Second grade will be here before you know it!



# Things to Do as a Family

## General Skills

- ◆ Make sure your child gets plenty of exercise. Children need about 60 minutes of physical activity each day. Take advantage of good weather to get outside and ride bicycles, take walks, or play an outdoor game.
- ◆ Help your child become organized and responsible. Have places for your child to keep important things. Take time to set up a schedule together. Use a timer to keep track of time spent on different activities.

## Reading Skills

- ◆ Set a reading time for the entire family at least once every other day. Help your child choose a book at a comfortable reading level. Take turns reading aloud one page at a time. Be sure to help them sound out and define unfamiliar words.
- ◆ After reading, be sure to talk to your child about what they have read. Encourage your child to share details from the books they read.



# Games to Play Together

## Memory Game: I'm Going on a Picnic

Start by saying, "I'm going on a picnic, and I'm bringing..." and follow it with an item that starts with the letter A, such as apples. The next player repeats what the first person said and adds a B item. For example, "I'm going on a picnic, and I'm bringing apples and bananas." Continue until you complete the entire alphabet.

## Create a Story

Create a story one sentence at a time. Start by creating an opening sentence of a story. You might say, "Once upon a time, there was a small village of talking chickens." The next player must continue the story by adding the next sentence.

## Who Am I?

Give your child a clue about a historical person's identity. For example, you could say, "I was president of the United States." Then, answer yes/no questions to give clues about the person's identity. Your child might ask, "Were you the first president of the United States?" Keep answering yes/no questions until the person's identity is guessed correctly.

## Words in Action

**Directions:** Rewrite each sentence to show past tense.  
**Hint:** The underlined words need to be changed.

- 1 Jack will go to the farm.

*Jack went to the farm.*

- 2 Jack packs a bag.

\_\_\_\_\_

- 3 Jack will ride a pony.


\_\_\_\_\_

- 4 He sees a cow.

\_\_\_\_\_

- 5 He has a lot of fun.

\_\_\_\_\_



**Directions:** Write your own sentence with a past tense verb. Circle the verb.

\_\_\_\_\_

\_\_\_\_\_


## Let's Share

**Directions:** Answer each question.

Amy shares a pizza with her friend.

- 1 Divide the pizza in half.
- 2 How many equal parts are there?


\_\_\_\_\_



Amy shares another pizza that is the same size. She shares it with her sister, mom, and dad.

- 3 Divide the pizza into fourths.
- 4 How many equal parts are there?

\_\_\_\_\_



- 5 Shade in the bubble for which pizza slices are bigger.  
 (A) halves  
 (B) fourths

# Biomes

**Directions:** Use the Code Bank to uncover the names of different biomes.

## Code Bank

a	b	c	d	e	f	g	h	i	j	k	l	m
*	?	@	#	\$	%	^	&	+	=	~	!	>
n	o	p	q	r	s	t	u	v	w	x	y	z
¢	©	÷	¬	Δ	π	∞	Ω		Σ		±	∧

1

# \$ π \$ Δ ∞

2

% © Δ \$ π ∞

3


© @ \$ \* ¢

4

÷ © ¢ #

5

∞ Ω ¢ # Δ \*





# Sea Life

From tide pools to the open ocean, the sea is filled with life—swimming, crawling, floating. You can learn all about the things in the sea in this book!



Sea Life


TIME  
FOR KIDS  
**Nonfiction**  
Readers

Level 1.6  
Word Count: 150  
Reading Level Correlations:  
Early Intervention Level 9–10  
Guided Reading Level I  
DRA Level 10  
Lexile® 400L



TCM 19023

Herweck Rice



# Sea Life

Dona Herweck Rice

## Consultant

Timothy Rasinski, Ph.D.  
Kent State University

## Publishing Credits

Dona Herweck Rice, *Editor-in-Chief*  
Lee Aucoin, *Creative Director*  
Conni Medina, M.A.Ed., *Editorial Director*  
Jamey Acosta, *Editor*  
Robin Erickson, *Designer*  
Stephanie Reid, *Photo Editor*  
Rachelle Cracchiolo, M.S.Ed., *Publisher*

### Image Credits

Cover p.3 GoodOlga/iStockphoto; p.4 midnight\_sun/iStockphoto;  
p.5 Brian Lasenby/Shutterstock; p.6 Ewan Chesser/Shutterstock;  
p.7 naturediver/iStockphoto; p.8 melissaf84/iStockphoto; p.9 Katerina Lin/Shutterstock;  
p.10 Olivier Digiot/Photo Library; p. 11 Norbert Wu/Getty Images; p.12 Ian Scott/  
Shutterstock; p.13 KIKE CALVO/Newscom; p.14 Vlad61/Shutterstock, Khoroshunova Olga/  
Shutterstock; p.15 Rich Carey/Shutterstock, Joe Belanger/Shutterstock; p.16 NatalieJean/  
Shutterstock; p.17 Steve Hull/iStockphoto, Rich Carey/Shutterstock, worldswildlifewonders/  
Shutterstock; p.18 Paul Whitted/Shutterstock; back cover Ian Scott/Shutterstock

Based on writing from *TIME For Kids*.

*TIME For Kids* and the *TIME For Kids* logo are registered trademarks of TIME Inc.  
Used under license.

## Teacher Created Materials

5301 Oceanus Drive  
Huntington Beach, CA 92649-1030  
<http://www.tcmpub.com>

**ISBN 978-1-4333-3590-7**

© 2012 Teacher Created Materials, Inc.  
Reprinted 2013




**Many animals and plants  
live in the sea.**




**Sea horses live in shallow water. They hold on to seaweed.**



**Crabs live in shallow water, too.**



**Starfish live in tide pools.**



**So do sea urchins. They are both small creatures that come and go with the tides.**



**Whales can dive deep, but they are mammals.**



**Mammals have to come up for air.**



**Anglerfish can live in the deep sea. Each anglerfish has a fin with its own light.**



**Little fish try to eat the anglerfish. Then the anglerfish eats them!**



**Sharks do not live in one place. They swim all over.**



**They are always looking for fish to eat.**



Many sea animals live near coral reefs.



The coral has many places where animals can hide.






**Plants live in the sea, too.  
There are many kinds of  
seaweeds there.**






Forests of sea plants grow from the ocean bottom to the light above.

## Glossary



anglerfish



sea urchin



coral reef



seaweed



crab



shark



sea



starfish



sea horse



whale

## Words to Know

anglerfish

plants

animals

sea

coral reefs

sea horses

crabs

sea urchins

creatures

seaweed

deep

shallow

dive

sharks

fin

starfish

fish

swim

forests

tide pools

hide

tides

light

water

mammals

whales

ocean



# 2nd Grade

## Family Engagement Guide

Welcome to second grade. This is going to be an exciting year for your learner! This year, your child is strengthening the skills they learned from last year while learning more letter sounds, reading strategies, and spelling skills. They have probably mastered many basic math skills that they will continue to use.

Your second grader is ready to explore science and social studies beyond what they have learned in earlier grades. They are continuing to expand their social skills. You can expect your child to become more independent throughout the year. As you have learned during the previous year, building a partnership with your child's teacher continues to be valuable. Know that you can ask your child's teacher for support when needed.

This family guide will give you lots of ideas for the school year. From tips for organizing school materials to strategies for incorporating learning opportunities into your busy day, you are sure to find some ideas that are just right for you and your family.



## Top 10 Things

### Your Second Grader Needs to Know

- 1** Advanced letter and sound combinations (vowel teams: ee, ea, oa, and many more)
- 2** Literature from around the world (folktales, fairy tales, myths)
- 3** Writing from a variety of genres (letters, journal entries, book reports)
- 4** Addition and subtraction facts within 100
- 5** Strategies for adding and subtracting larger numbers
- 6** Time and money (value and how to count)
- 7** Life cycles of plants and animals
- 8** Materials in solid, liquid, and gas forms
- 9** Time lines, as well as ancestors and historical figures
- 10** How people and events have shaped history