

Sample Pages from



Created *by* Teachers *for* Teachers and Students

Thanks for checking us out. Please call us at 800-858-7339 with questions or feedback, or to order this product. You can also order this product online at www.tcmpub.com.

For correlations to State Standards, please visit
www.tcmpub.com/administrators/correlations

To Create a World ⁱⁿ which
Children Love to Learn!

800-858-7339 • www.tcmpub.com

**Let's!
Learn!**



Activities for

Prekindergarten

Table of Contents

Contenido

About This Book / <i>Sobre este libro</i>	4
Guiding Questions / <i>Preguntas orientadoras</i>	12
Unit 1 / <i>Unidad 1</i>	13
Unit 2 / <i>Unidad 2</i>	40
Unit 3 / <i>Unidad 3</i>	67
Unit 4 / <i>Unidad 4</i>	94
Unit 5 / <i>Unidad 5</i>	121
Unit 6 / <i>Unidad 6</i>	148
Reading Log / <i>Registro de lectura</i>	175
Digital Resources / <i>Recursos digitales</i>	176



About This Book

Welcome to *Let's Learn!* You can use this book at school or home. The activities are based on educational standards. You will practice lots of important skills and concepts.



Guiding Questions

Unit 1: Self
What makes me special?

Unit 4: Animals
What makes animals so great?

Unit 2: Families
What makes a family?

Unit 5: Foods
What are my favorite foods?

Unit 3: Friends
What makes a good friend?

Unit 6: Toys
What are my favorite toys?

Preguntas orientadoras

Unidad 1: Tú mismo
¿Qué me hace especial?

Unidad 4: Animales
¿Qué hace que los animales sean tan geniales?

Unidad 2: Familias
¿Qué constituye a una familia?

Unidad 5: Comidas
¿Cuáles son mis comidas preferidas?

Unidad 3: Amigos
¿Qué te convierte en un buen amigo?

Unidad 6: Juguetes
¿Cuáles son mis juguetes favoritos?

Special Me



No one else is just like me.
I am special, you can see.

No one has my
special face
with eyes and nose
and mouth in place.

No one has my
special skin.
Only I can make
this grin.



Continued

Special Me (cont.)

No one else can move
like me
to clap or jump
or climb a tree.

I am special. I am me.
I help my friends when
they need me.

I am special! It's so true.
I am special, and so are you!





Title

Special Me


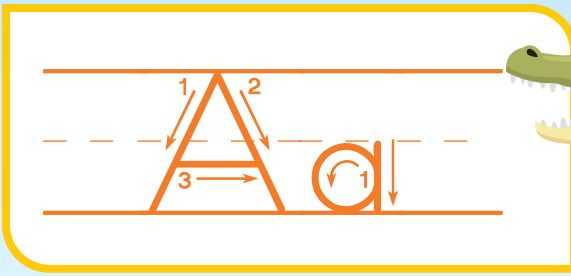


Last Line

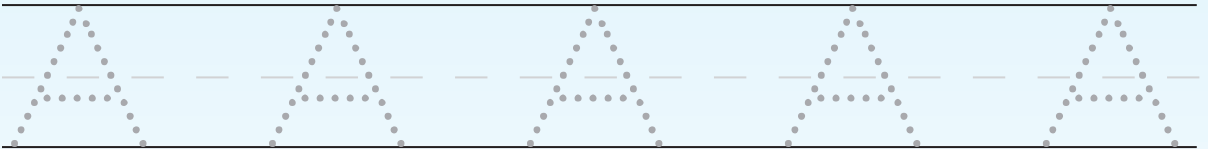
I am special, and so are you!



Directions: Count the number of words in the title. Count the number of syllables in each word. Say the sound of each first letter in the title. Now, point to the shortest word in the last line. Point to the longest word. Point to a word with *s*. Point to a word with *m*. Point to the exclamation point.



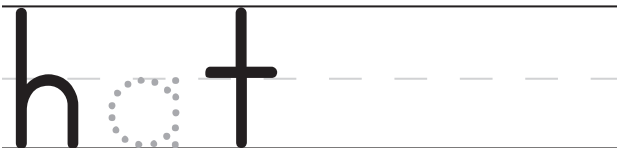
Directions: Trace.



Directions: Write the letter.



Directions: Say and trace.





Green Forest









Speaking & Listening

.....





Directions: Tell me a story about living in the green forest. What animals live with you? Are they your friends? What is the best part about living in the forest? Draw a picture of your story.

.....
















Directions: Count the animals in each box. Draw lines to match the boxes that have the same number of animals.




.....
Directions: Draw a line from each school object to where it belongs.
.....




Directions: Circle the baby that matches each parent on the left.




silly



happy



sad



scared

.....
Directions: Think about a friend. Draw emoji faces to show how your friend's face looks for each emotion. Tell me a story about a time your friend felt the way each face shows.
.....

Directions: Focus on your well-being with these activities. Choose at least two to complete.

.....



Staying Healthy

Tell three ways you can be safe outdoors. Then, go outside and have some safe fun!

Amazing Art

No one looks exactly like you! Draw a picture of yourself. Make sure your self-portrait is wearing your favorite clothes.

Making Music

Think of something that makes you special. Make up a song about it. Sing your song!

Getting Active

Stand in front of a mirror. Watch your body as you balance on one foot. Then, touch your toes. Also, do arm circles.