

Sample Pages from



Created *by* Teachers *for* Teachers and Students

Thanks for checking us out. Please call us at 800-858-7339 with questions or feedback, or to order this product. You can also order this product online at [www.tcmpub.com](http://www.tcmpub.com).

For correlations to State Standards, please visit  
[www.tcmpub.com/administrators/correlations](http://www.tcmpub.com/administrators/correlations)

To Create a World <sup>in</sup> which  
Children Love to Learn!

800-858-7339 • [www.tcmpub.com](http://www.tcmpub.com)

Let's!  
Learn!



Activities for

Grade 5

# Table of Contents

## Contenido

|   |            |
|---|------------|
| About This Book / <i>Sobre este libro</i> . . . . .         | 4          |
| Guiding Questions / <i>Preguntas orientadoras</i> . . . . . | 12         |
| <b>Unit 1 / <i>Unidad 1</i></b> . . . . .                   | <b>13</b>  |
| <b>Unit 2 / <i>Unidad 2</i></b> . . . . .                   | <b>40</b>  |
| <b>Unit 3 / <i>Unidad 3</i></b> . . . . .                   | <b>67</b>  |
| <b>Unit 4 / <i>Unidad 4</i></b> . . . . .                   | <b>94</b>  |
| <b>Unit 5 / <i>Unidad 5</i></b> . . . . .                   | <b>121</b> |
| <b>Unit 6 / <i>Unidad 6</i></b> . . . . .                   | <b>148</b> |
| Reading Log / <i>Registro de lectura</i> . . . . .          | 175        |
| Digital Resources / <i>Recursos digitales</i> . . . . .     | 176        |




# About This Book

Welcome to *Let's Learn!* You can use this book at school or home. The activities are based on educational standards. You will practice lots of important skills and concepts.



**Reading** helps you learn new things.

Focus on **spelling** and words.



**Listen** and **speak** to communicate.

Learn grammar and **language** skills.

**Write** to express your thoughts.

**Think** and **problem solve**.

Be **mindful**.

Understand **social studies** concepts.

Experiment with **science** labs.

**Critically think** and explain.

Have fun with **creative thinking**.

Make your own **music**.

Fluently solve **mathematics** problems.

Try some new **technology**.

Play fun **games**.

Practice **healthy** living.

Stay active with **physical education**.

Create beautiful **art**.

# Guiding Questions

**Unit 1: Earth's Oceans**  
What can we learn from oceans?

**Unit 2: Mysteries**  
What makes mysteries so interesting?

**Unit 3: Extreme Sports**  
Why do we do extreme sports?

**Unit 4: Space Missions**  
Why do we explore?

**Unit 5: Influential Women**  
How do we influence others?

**Unit 6: Great Leaders**  
What makes a great leader?

# Preguntas orientadoras

**Unidad 1: Océanos de la Tierra**  
¿Qué podemos aprender de los océanos?

**Unidad 2: Misterios**  
¿Qué hace que los misterios sean tan interesantes?

**Unidad 3: Deportes extremos**  
¿Por qué hacemos deportes extremos?

**Unidad 4: Misiones espaciales**  
¿Por qué exploramos?

**Unidad 5: Mujeres influyentes**  
¿Cómo influimos en los demás?

**Unidad 6: Grandes líderes**  
¿Qué convierte a alguien en un gran líder?

**Directions:** Read the text, and answer the questions.

## Hearing Tests

Have you ever had your hearing tested? Hearing tests let your doctor and your parents know if you have difficulty hearing. Here is how a hearing test works: The school nurse or a doctor has you wear a special set of headphones. Then, you should hear a series of various tones, or sounds. The nurse or doctor directs you to raise your hand or press a button whenever you hear a sound. Some of the sounds are very soft, while others are louder. That helps determine the decibel levels you can hear. Some of the tones are low-pitched, and others are high-pitched. That helps determine the frequencies you can hear. If you cannot hear certain sounds, the test will show that you are having difficulty hearing. Then you, your parents, and your doctor can decide what to do for your hearing.

- Which picture would tell a reader more about this text?
  - a picture of an ear
  - a picture of a musical note
  - a picture of a person taking a hearing test
  - a picture of a raised hand
- What is the main idea?
  - Hearing tests tell you if you have trouble hearing.
  - You hear a series of tones.
  - Some sounds are low-pitched.
  - People wear a special set of headphones.
- Using context clues, which word is the measurement of volume?
  - frequencies
  - decibel
  - headphones
  - tones
- Which word refers to low-pitched or high-pitched tones?
  - decibels
  - headphones
  - buttons
  - frequencies



**Directions:** Give a speech to your family about the lack of access to education among girls around the world and its consequences. Suggest how you can play a small part in changing this reality. Prepare for your speech by doing the following.

### Take Notes

- Sequence your ideas logically.
- Use appropriate facts to support your main ideas.
- Link your ideas using transition words and phrases.

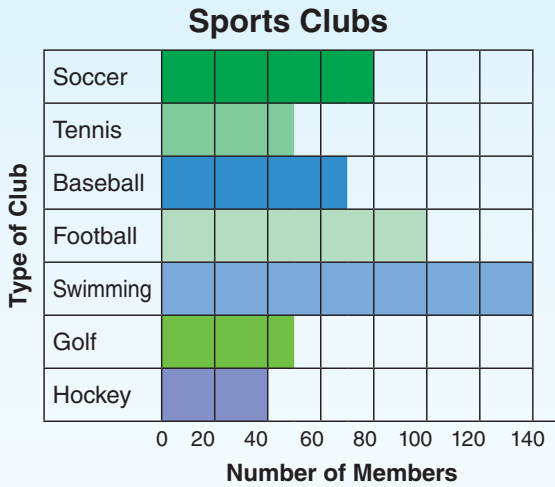
### Practice

- Stand straight and tall.
- Memorize important parts of your speech.
- Speak at an understandable pace.

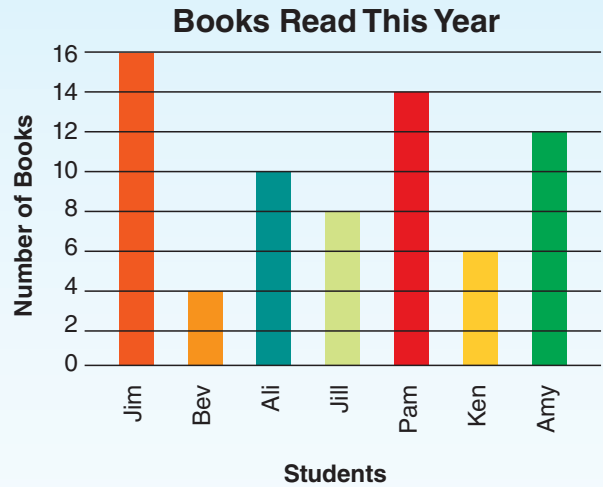


**Directions:** Solve each problem.

- 1 Which sports clubs have an equal number of members?



- 2 What is the total number of books read this year?



3

### Fish Caught

| Juan | Maggi | Max | Erik | Aliki | Tia | Jarome |
|------|-------|-----|------|-------|-----|--------|
| 8    | 4     | 5   | 7    | 11    | 4   | 7      |

Juan caught two times as many fish as Maggi. Aliki caught \_\_\_\_\_ times as many fish as Tia.

4

### Money in Tommy's Bank

|          |         |
|----------|---------|
| Quarters | ☞       |
| Dimes    | ☞ ☞ ☞ ☞ |
| Nickels  | ☞       |

What is the total value of the money in Tommy's bank?

\_\_\_\_\_



**Directions:** Read the text, and answer the questions.

## Currencies

Different countries use different currencies, or types of money. The United States uses the dollar. Mexico uses the peso. Many countries in Europe use the euro. Certain kinds of money have greater value than others. For example, a U.S. dollar might be worth 19 Mexican pesos. This is called the *exchange rate*. Exchange rates change all the time.

Do an online search for “currency exchange calculator.” Select your country’s currency. Then, compare it to the currencies below. If the rate is less than 1, it means that the other country’s currency is worth more. If the rate is more than 1, it means that your country’s currency is worth more.

American dollar

---

Australian dollar

---

Belgian franc

---

euro

---

Greek drachma

---

Japanese yen

---

Pakistani rupee

---

Swedish krona

---

Which currency is worth the most? Which is worth the least?

---

---



**Directions:** Follow the steps in this experiment to discover how a compass works.

### What You Need

- copper wire
- battery
- cardboard tube
- tape
- plastic dish
- tub of water

### What to Do

- 1 Wind about 20 turns of copper wire into a coil around the cardboard tube. Peel the plastic coating off of the ends of the wire.
- 2 Place the coil in the plastic dish beside the battery. Attach the bare ends of the wires to the battery with tape.
- 3 Float the plastic dish in the tub of water. What direction does the coil point?
- 4 Turn the dish to point another way. What happens?

---

---

---

- 5 This is similar to how a compass works. How is this experiment similar to and different from a hiking compass?

---

---

---

**Directions:** Great leaders have to respond to many situations. Write a short response for how you would respond to the person in each situation.

.....

| Situation                                    | Response |
|--|----------|
| Another student calls you an insulting name. |          |
| A new student joins your class.              |          |
| A classmate wants to copy your homework.     |          |
| A friend drops some papers on the floor.     |          |



**Directions:** Focus on your well-being with these hands-on activities. Choose at least two to complete.

### Staying Healthy

Safe and clean beaches benefit sea life and local communities. Brainstorm ways you can help keep oceans, seas, lakes, rivers, and creeks clean—no matter where you live! Make a poster to let others know how to help.

### Amazing Art

Fill a plastic or glass bottle about two-thirds full of warm water. Add a bottle of clear school glue. Make it look like the sea by adding blue food coloring, glitter, and small toy fishes. Ask an adult to superglue the lid on.

### Making Music

How might living by the sea influence the music you create there? Choose a tropical island culture. Listen to the native music and see if you can hear the ocean's influence.

### Getting Active

Walk like you belong near the sea! Get some friends together and do some relay races... as crabs. Get into position, and begin the race doing your best crab scuttle.

