

Sample Pages from



Created *by* Teachers *for* Teachers and Students

Thanks for checking us out. Please call us at **800-858-7339** with questions or feedback or to order this product. You can also order this product online at **[www.tcmpub.com](http://www.tcmpub.com)**.

For correlations to state standards, please visit  
**[www.tcmpub.com/administrators/correlations](http://www.tcmpub.com/administrators/correlations)**

## Let's Learn Backpack— Kindergarten

**This sample includes the following:**

### **Let's Learn Activity Book**

- Table of Contents (1 page)
- About This Book (1 page)
- Guiding Questions (1 page)
- Reading (1 pages)
- Speaking & Listening (1 page)
- Mathematics (1 page)
- Social Studies (1 page)
- Science (1 page)
- Mindfulness (1 page)
- Hands-on Activities (1 page)

### **Reader Sample** (11 pages)

Additional backpack resources  
not included in this sample:

- Parent Tip Card
- [Ebook](#) Library Access Card

To Create a World <sup>in</sup> which  
**Children** Love to Learn!

800-858-7339 • [www.tcmpub.com](http://www.tcmpub.com)

# Table of Contents

## Contenido

About This Book / <i>Sobre este libro</i> . . . . .	4
Guiding Questions / <i>Preguntas orientadoras</i> . . .	12
<b>Unit 1 / <i>Unidad 1</i></b> . . . . .	<b>13</b>
<b>Unit 2 / <i>Unidad 2</i></b> . . . . .	<b>40</b>
<b>Unit 3 / <i>Unidad 3</i></b> . . . . .	<b>67</b>
<b>Unit 4 / <i>Unidad 4</i></b> . . . . .	<b>94</b>
<b>Unit 5 / <i>Unidad 5</i></b> . . . . .	<b>121</b>
<b>Unit 6 / <i>Unidad 6</i></b> . . . . .	<b>148</b>
Reading Log / <i>Registro de lectura</i> . . . . .	175
Digital Resources / <i>Recursos digitales</i> . . . . .	176



# About This Book

Welcome to *Let's Learn!* You can use this book at school or home. The activities are based on educational standards. You will practice lots of important skills and concepts.



# Guiding Questions

**Unit 1: Getting Outside**  
What makes getting outside so good?

**Unit 4: Friends**  
How can I be a good friend?

**Unit 2: Community Workers**  
How do community workers help us?

**Unit 5: Earth**  
Why should we take care of Earth?

**Unit 3: Seasons**  
Why are there seasons?

**Unit 6: Pets**  
Why do we have pets?

# Preguntas orientadoras

**Unit 1:**  
Al aire libre  
¿Qué hace que sea tan bueno estar al aire libre?

**Unit 4: Amigos**  
¿Cómo puedo ser un buen amigo?

**Unit 2: Trabajadores comunitarios**  
¿Cómo nos ayudan los trabajadores comunitarios?

**Unit 5: La Tierra**  
¿Por qué deberíamos cuidar la Tierra?

**Unit 3: Estaciones**  
¿Por qué hay estaciones?

**Unit 6: Mascotas**  
¿Por qué tenemos mascotas?


**Directions:** Match the words to the pictures.



mop




top



pop

1 top



2 mop

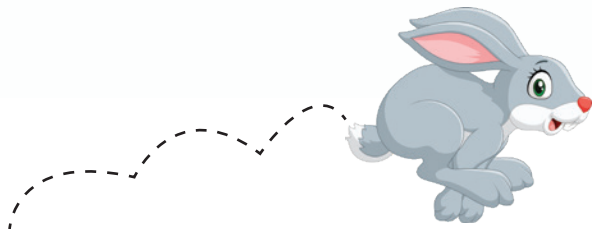


3 pop



**Directions:** Circle the word for the picture. Write the word.

4



cop

hop


\_\_\_\_\_

\_\_\_\_\_

\_\_\_\_\_

**Directions:** Draw your face in the center circle. Name and draw leaders in your life. Tell someone why those people are important.

A graphic organizer consisting of a central circle connected to four surrounding rounded rectangles by lines. The shapes are intended for drawing a face in the center and names/drawings of important people in the surrounding boxes.



**Directions:** Solve each problem by adding.



\_\_\_\_\_

-----

$3 + 2 =$  \_\_\_\_\_



\_\_\_\_\_

-----

$2 + 2 =$  \_\_\_\_\_



\_\_\_\_\_

-----

$1 + 3 =$  \_\_\_\_\_



\_\_\_\_\_

-----

$2 + 3 =$  \_\_\_\_\_



\_\_\_\_\_

-----


$4 + 1 =$  \_\_\_\_\_



\_\_\_\_\_

-----

$1 + 3 =$  \_\_\_\_\_



\_\_\_\_\_

-----

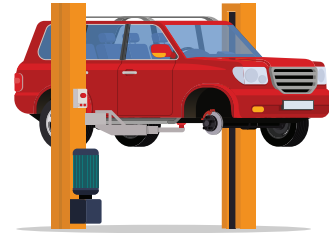
$5 + 2 =$  \_\_\_\_\_

**Directions:** Draw lines to match the workers with the goods or services they provide.

1



2



3



4





**Directions:** Follow the steps in this experiment to discover how animals live.

.....

### What You Need

an animal to observe  
(such as a bird, an ant, or a lizard)

### What to Do

- 1 Find an animal to observe. Observe it for a few minutes.
- 2 Draw a picture of where the animal lives.



- 3 Write about what the animal is doing.

---

---

---

---

---

---

---

---

**Directions:** What can you do if someone is not nice to you? Color the boxes that answer this question. Choose one you will use. Then, draw a picture.

Ignore the hurtful words.	Get help from an adult.	Say, "Please stop."
Find another friend to play with.	Tell the friend your feelings are hurt.	Walk away.



**Directions:** Focus on your well-being with these activities. Choose at least two to complete.

---

### Staying Healthy

Think of a way to stay healthy when you play outside. Make a poster to show how to be healthy and safe.

### Amazing Art

Go outside and collect a few leaves. Make leaf art by gluing them on paper. Use sticks, grass, or flowers too.

### Making Music

Go outside and listen to music. Is the weather sunny or cloudy? Is the music slow or fast? Close your eyes, and think about how the music and the outdoors make you feel.

### Getting Active

Think of a fun game you can play outside with friends. Then, head outdoors and play!



# Workers in My City



**Sharon Coan**



city



city worker



city worker



city worker





city worker



city worker



city worker



city worker



city worker

# Words to Know

city



worker

