


Sample Pages from

The Big Book of Holidays and Cultural Celebrations K-2



The following sample pages are included in this download:

(List as applicable:)

- Table of Contents
- Introduction excerpt
- Holiday unit

(Where applicable, include this:)

For correlations to Common Core and State Standards, please visit

<http://www.teachercreatedmaterials.com/correlations>.



The Big Book **K-2**

Levels

Holidays

and Cultural Celebrations



Suzanne Barchers

Table of Contents

Introduction	4	Father’s Day.....	154
About This Book	5	Independence Day	162
How to Use This Book	6	Labor Day.....	170
Holidays and Cultural Celebrations	8	Rosh Hashanah and Yom Kippur	179
New Year’s Day.....	8	Columbus Day	187
Martin Luther King Jr. Day	17	Diwali	195
Chinese New Year.....	25	Halloween and Day of the Dead...203	
Groundhog Day	34	Veterans Day.....	211
Lincoln’s Birthday.....	44	Thanksgiving.....	219
Valentine’s Day.....	52	Hanukkah	227
100th Day of School.....	60	Kwanzaa.....	236
Presidents’ Day.....	68	Christmas	244
Saint Patrick’s Day	77	Ramadan.....	253
Easter.....	86	Birthdays	262
Passover	95	Answer Key	271
April Fools’ Day.....	103	Contents of the Digital Resource CD	291
Earth Day	111		
May Day	119		
Cinco de Mayo.....	128		
Mother’s Day	137		
Memorial Day.....	145		



How to Use This Book

Each observance has one page of background information for the teacher and seven pages of activities. The activity sheets, which vary from unit to unit, are designed for independent work. For younger students or those with special needs, you may want to help with directions or background information. However, once students have used a number of the activities, they will readily understand the purpose in subsequent units.

Background Information

This page gives you details about the observance. It provides the context for the choices made in the activity pages. You may want to share some of the information with the students before using some of the activity sheets. This page also includes a list of recommended books and information about places in the world where the observance occurs.


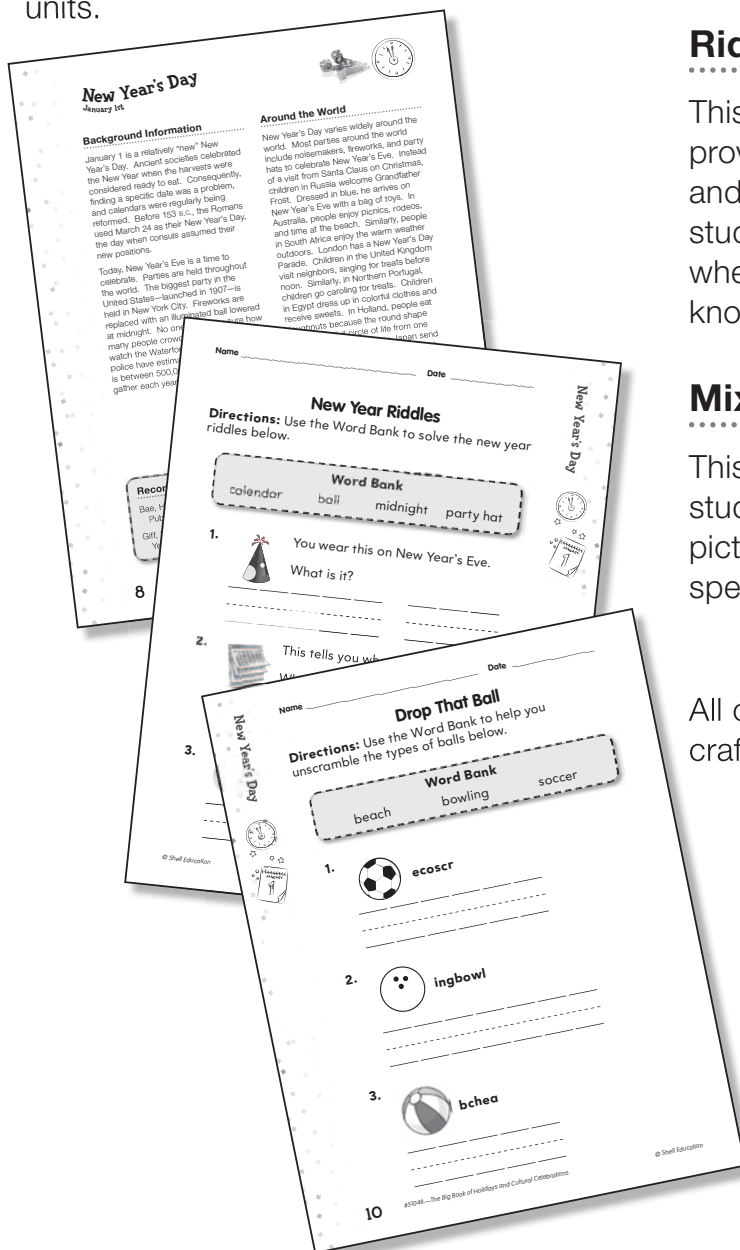
Riddles

This activity uses a riddle format to provide information about key words and concepts. The Word Bank allows students to make thoughtful choices whether they have relevant background knowledge or do not.

Mixed-Up Words

This word-scramble activity allows students to combine decoding skills with picture reading while practicing their spelling skills.

All of the activity pages and pictures of crafts are on the **Digital Resource CD**.



How to Use This Book (cont.)

Connect the Words

This activity provides practice with multisyllabic, compound, or two-word phrases, reinforcing word analysis skills.

Word Search

This activity provides students with practice finding key vocabulary words. In some instances, students build a sentence from the relevant words.

Maze

This activity allows students to think ahead so that they make it through the correct path.

Look Again!

This activity allows students to examine an image for differences.

Writing

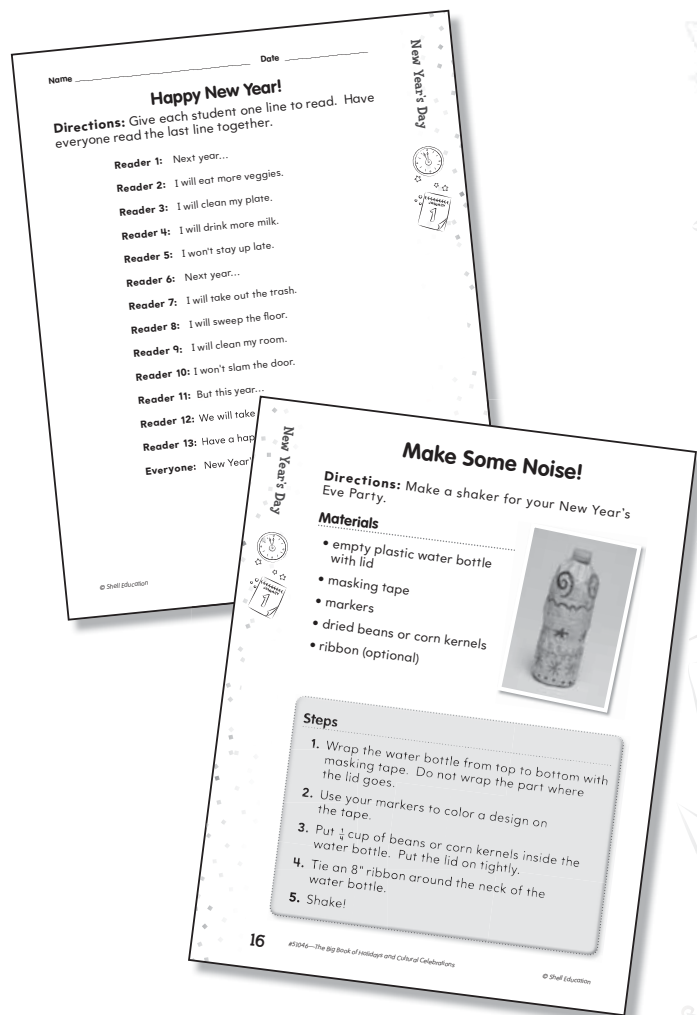
Some activities include writing, such as writing acrostic poems, writing messages, alphabetizing, and wordplay.

Craft Activity

Each unit includes at least one craft activity. These use routinely available materials. Many of the art processes can be applied to other projects.


Reader's Theater

Many of the observances end with a choral reading. You may determine that using this at the beginning of a unit helps provide the background information for completion of the activity sheets. In other instances, the choral reading can be used for a holiday program for families or other classes. The script can also serve as a culminating activity for a more in-depth exploration of a theme, such as a study of Abraham Lincoln and George Washington. Feel free to copy the script and adjust the character assignments for small-group readings.



New Year's Day

January 1st



Background Information

January 1 is a relatively “new” New Year’s Day. Ancient societies celebrated the New Year when the harvests were considered ready to eat. Consequently, finding a specific date was a problem, and calendars were regularly being reformed. Before 153 B.C., the Romans used March 24 as their New Year’s Day, the day when consuls assumed their new positions.

Today, New Year’s Eve is a time to celebrate. Parties are held throughout the world. The biggest party in the United States—launched in 1907—is held in New York City. Fireworks are replaced with an illuminated ball lowered at midnight. No one knows for sure how many people crowd into Times Square to watch the Waterford crystal ball drop, but police have estimated in the past that it is between 500,000 and a million people gather each year.

Around the World

New Year’s Day varies widely around the world. Most parties around the world include noisemakers, fireworks, and party hats to celebrate New Year’s Eve. Instead of a visit from Santa Claus on Christmas, children in Russia welcome Grandfather Frost. Dressed in blue, he arrives on New Year’s Eve with a bag of toys. In Australia, people enjoy picnics, rodeos, and time at the beach. Similarly, people in South Africa enjoy the warm weather outdoors. London has a New Year’s Day Parade. Children in the United Kingdom visit neighbors, singing for treats before noon. Similarly, in Northern Portugal, children go caroling for treats. Children in Egypt dress up in colorful clothes and receive sweets. In Holland, people eat doughnuts because the round shape stands for a full circle of life from one year to the next. People in Japan send postcards to friends and family so that they arrive on January 1, and children receive gifts of money. People in Korea visit their families and play traditional games. Even though New Year’s Day is celebrated in different ways, people from all over the world get excited for the new year ahead.

Recommended Books

Bae, Hyun-Joo. 2007. *New Clothes for New Year’s Day*. LaJolla, CA: Kane/Miller Publishing.

Giff, Patricia Reilly. 1990. *Emily Arrow Promises to Do Better This Year*. New York: Yearling.


New Year Riddles


Directions: Use the Word Bank to solve the new year riddles below.


Word Bank

calendar ball midnight party hat



1.  You wear this on New Year's Eve.
What is it?

2.  This tells you what day it is.
What is it?

3.  This is the time the new year starts.
What time is it?

Drop That Ball

Directions: Use the Word Bank to help you unscramble the types of balls below.

Word Bank

beach

bowling

soccer

1.



ecoscr

2.



ingbowl

3.


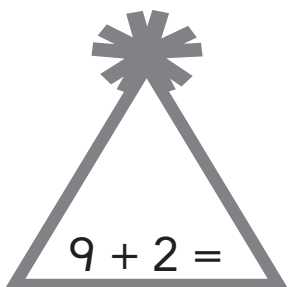
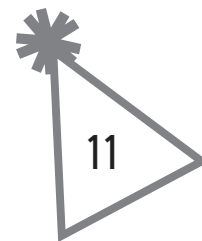


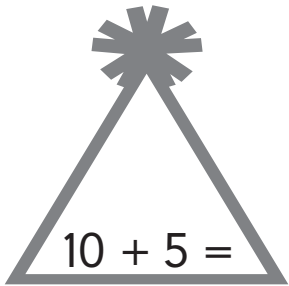
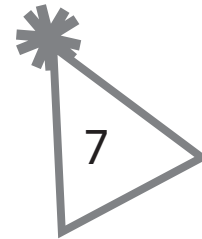
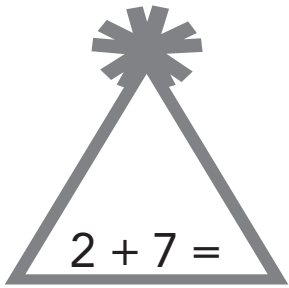
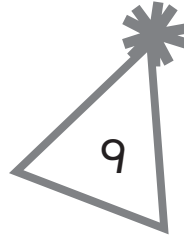



bchea



Connect the Party Hats

Directions: Match each addition problem on the left to its answer on the right.




Connect the New Year's Words

Directions: Draw a line to match the New Year's word parts. Use the pictures to help you.



night

noise



maker

mid



dar

calen



corn

ba



by

pop

My New Year's Resolutions

Directions: Think about what you want to do for the new year. Cut and paste the New Year's resolutions below onto the calendar (page 14) in the months you would like to focus on doing them really well. Of course you may wish to do them all year long!



read more books



eat healthy breakfasts



brush teeth more



wear a bike helmet



wear sunscreen



eat more vegetables



help clean the house



help clean the dishes



play with my pet more



be kinder to others



work harder at school



exercise more





Name _____

Date _____

My New Year's Resolutions *(cont.)*

January	February	March
April	May	June
July	August	September
October	November	December

Name _____ Date _____

New Year's Day

Happy New Year!

Directions: Give each student one line to read. Have everyone read the last line together.

Reader 1: Next year...

Reader 2: I will eat more veggies.

Reader 3: I will clean my plate.

Reader 4: I will drink more milk.

Reader 5: I won't stay up late.

Reader 6: Next year...

Reader 7: I will take out the trash.

Reader 8: I will sweep the floor.

Reader 9: I will clean my room.

Reader 10: I won't slam the door.

Reader 11: But this year...

Reader 12: We will take the time to say...

Reader 13: Have a happy...

Everyone: New Year's Day!

