

Sample Pages from

**Foundational Skills:
Phonics for First Grade**



The following sample pages are included in this download:

- Table of Contents
- Introduction excerpt
- Lesson plan or sample chapter selection

For correlations to Common Core and State Standards, please visit
<http://www.teachercreatedmaterials.com/correlations>.



SHELL
EDUCATION

Foundational Skills

Phonics

for
First Grade

Level

1



cherries



hen



Table of Contents

Introduction and Research	4
How to Use This Book	7
Correlations to Standards	8
Letter Formation Guide	10
Activity Pages	11
References Cited	86
Answer Key	87
Contents of the Digital Resource CD	94

Developing Foundational Skills in Reading

Foundational Skills: Phonics for First Grade has been written with first graders in mind! The pages in this book provide children practice with some of the foundational skills needed to be successful readers—phonics and word recognition.

There has been much written and said about phonics. All the talk has left questions about what phonics is and whether it should be taught. Simply put, phonics is the relationship between letters and sounds. When a child learns that the letter *s* makes the /s/ sound, that is phonics! Since children need to be able to figure out words in order to read, it is important that they understand the relationship between the letters that are on the page and the sounds the letters make (Chall 1995).

There has been much research to show that phonics needs to be explicitly taught and included in good reading programs. In fact, the National Reading Panel (2000) included phonics as one of the five essential components of reading instruction. The fact is that a large number of words in English do follow patterns and rules. Instruction and practice with phonics gives children an opportunity to develop their understanding of the relationship between letters and sounds. Additionally, researchers have found that phonic awareness is a strong predictor of later reading achievement (Juel 1988; Griffith and Olson 1992; Lomax and McGee 1987; Tunmer and Nesdale 1985).

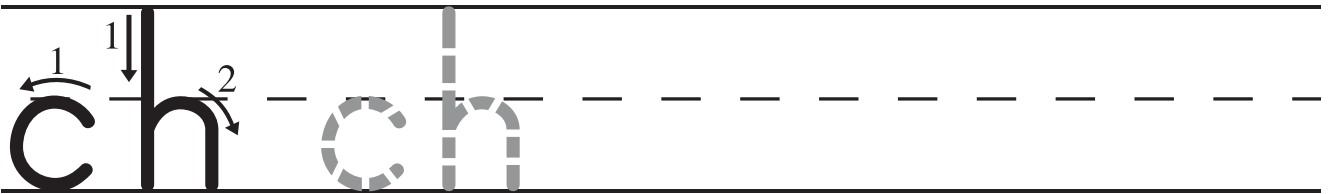
But not all words can be figured out with phonics (Cook 2004). For example, the words *of* and *the* cannot be sounded out with knowledge of letter and sound relationships. There are several word lists that have been compiled of words that occur in print with high frequency, and many of these words do not follow patterns and rules (Fry and Kress 2006). Children need to know other ways to read or figure out words that they cannot apply phonics to, such as recognizing words by sight or using context. For this reason, practice with frequently occurring grade-level-appropriate sight words is an important component of reading.

This book provides children with many opportunities to practice key skills in both phonics and word recognition. Practicing these skills helps build the foundation for successful readers. And although the traditional saying is “practice makes perfect,” a better saying for this book is “practice makes successful readers.”

Digraph Ch

Name: _____ Date: _____

Directions: Trace and write the *ch* digraph.



Directions: Find and color the boxes that have the *ch* digraph in them.

1.

ah	qu	re
pl	eh	rl
ch	ch	ch

2.

ch	lo	bl
fl	ch	st
ut	th	ch

3.

pl	wh	ch
jo	dr	ch
rl	ne	ch

4.

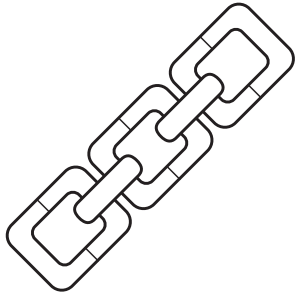
gl	ch	th
mi	ch	cr
tr	ch	cl

Digraph Ch

Name: _____ Date: _____

Directions: Name each picture below. Write the missing *ch* digraphs. Then color the pictures.

1.




chain

2.




air

3.



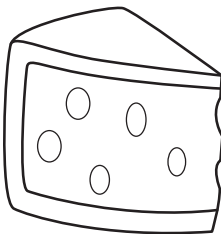
icken

4.




erries

5.



eese

6.



ip

One-Syllable Words

Name: _____ Date: _____

Directions: Write the letters *-ut* to finish or complete each word. Then read the words. Draw a line from each word to its picture.

1. C

-ut-



2. n



3. m

_____ t



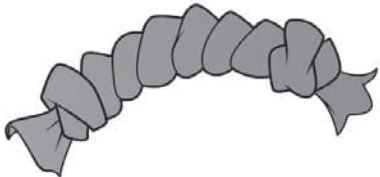





4. h



Short Vowel Practice

Name: _____ Date: _____

Directions: Change the vowel in each word to name the picture. Write the new word in the blank.

1.		rug	_____ ----- _____
2.		mop	_____ ----- _____
3.		pan	_____ ----- _____
4.		hut	_____ ----- _____
5.		dog	_____ ----- _____
6.		nut	_____ ----- _____